

SAFE

We move around school in a safe manner. We follow instructions to keep ourselves safe. We keep hands, feet and unkind words to ourselves. We use equipment safely. We stay safe online. We talk to an adult if we feel unsafe.

READY

We wear correct uniform. We arrive at school on time. We have our equipment ready. We show that we are listening and ready to learn.

RESPECT

We listen when others speak and we respect the property of our friends and the school. We have an understanding of others cultures and beliefs. We respect that everyone have a right to learn.

Dear Parents and Carers,

Summer has well and truly arrived, and we're all enjoying the sunshine and the bright, cheerful days it brings! The children have been making the most of the lovely weather, and it's been wonderful to see so many smiling faces outside, enjoying their learning and playtime. Please remember children are welcome to wear a plain white t-shirt instead of the usual black one during hot weather, as it helps them stay cooler throughout the day. Please make sure your child comes to school with sunscreen already applied, and wearing a sun hat to help shield them from the sun. It's also important that every child brings a named water bottle to stay hydrated throughout the day. We're doing our best in school to keep classrooms cool by drawing the blinds and using fans, although we know they can only go so far in very warm conditions.

On Monday 21st July, we are hosting our Sports Day and family picnic. Sports Day will begin at 10am and we hope to start the picnic around 11:30am. There will be an ice cream van again this year, but this time without tokens. Please bring blankets/ camping chairs to sit on. We do have a couple of gazebos and of course there is the shaded area by the benches outside Year 3 and 6. This was a lovely way to end the year last year and we hope for the same again. It is tradition for our Year 6 pupils to have a line out as they leave on the last day of school, we will be doing this at 1:15pm leading out to the Welwyn Road gate, so please do stick around if you would like to wish them well as they leave Hollybush and head off to the next chapter of their lives.

We are excited to share that Hollybush Primary School will soon be welcoming a Pets As Therapy (PAT) dog into our school community. Luna, a gentle and friendly English Springer Spaniel, will be visiting us every Friday from 10:00 to 11:00am with her registered handler. Luna is part of the Pets As Therapy charity, which brings specially assessed dogs into schools to help children feel calm, build confidence, and foster positive emotional connections. You can learn more about the charity [here](#). Luna will primarily be involved in quiet activities such as reading sessions, short classroom visits, and wellbeing time with selected pupils. She will always be accompanied by her handler and a staff member, and strict hygiene and safety measures will be in place. If your child has an allergy to dogs, or is nervous or fearful around them, please let us know by contacting the school office or speaking to your child's class teacher. We want every child to feel safe and supported and will ensure any interactions with Luna are carefully managed.



Have a wonderful weekend,

Mrs Cracknell




Type of query	Member of staff to contact
Safeguarding/child protection	Mrs Cracknell, Miss Borgeat, Mrs Poole and Mrs Richardson
Any issues relating to your child or another child in the class	Email class teacher to arrange a meeting, sometimes a phase leader may join this meeting
If you do not feel the issue has been resolved or you may need more advice.	<p>Step 1 Phase Leader EYFS-Miss White KS1- Mrs Christman KS2-Mr Chandler</p> <p>Step 2 Acting Deputy Headteacher Grace Borgeat</p> <p>Step 3 Acting Headteacher- Mrs Cracknell</p>
Inclusion/ Special Educational Needs	Mrs Smail
Looked After and Previously Looked After Children	Mrs Cracknell
Payments/Finance	Miss Byrne Mrs Tilbury
Admissions	Miss Byrne
Complaints	Please refer to school complaints policy on the <u>website</u> .

Upcoming Events

2024
2025

July	
Thursday 3 rd	Nursery and Reception school trip - Shepreth Wildlife Park
Friday 4th	Athlete visit - sponsored event
Monday 7 th	Rock Steady Concert
Wednesday 9th	Stay and Play - Nursery, Reception and the Nest 8:50am
Thursday 10th	Transition day
Friday 11th	Year 1 trip - Hertfordshire zoo
Friday 11th	Year 4 and 6 trip - H2O Rampage
Monday 14th	Create afternoon Years 1-6 1:45pm
Wednesday 16th	Year 2 trip - Hertfordshire zoo
Wednesday 16th	Year 3 and 5 trip - Gulliver's theme park
Thursday 17th	Y6 Leavers Party Time 6:30 - 8pm
Friday 18th	Y6 Leavers assembly Time 9:15am
Monday 21st	Sports event from 10am followed by a whole school picnic Finish at 1:15 pm

September	
Wednesday 3rd	Inset day
Thursday 4th	Back to school



Online Safety

We are constantly being bombarded with news – local, national and international. It's really important that we all learn to think critically about information especially with the rise of fake news and AI generated information. You may have seen these images this week in the news – both fake!



Here are some tips about how we can start helping our children to think critically about the information they hear, see and read about.

Talk
Like any online safety issue, regular conversations about misinformation can help children approach things with a critical eye. Talk about what it looks like and the harm it can cause. You can even use news stories or real social media posts to talk about whether it's trustworthy and how they know.

Privacy settings
Spend time together looking at the privacy settings that can benefit your child's online safety. It's always best to assume that default settings are public and should be changed accordingly.

Fake features
Discuss with your child the common things that show something isn't true. However, remind them that even if something looks legitimate, they should still check its trustworthiness.

Online Safety

Common signs something might be false include:

- Grammar or spelling that is incorrect or confusing;
- Emails or messages from unknown sources;
- Cheap or discounted items that are usually expensive;
- Big claims that something is a 'miracle' or 'unbelievable';
- The information could harm some people.
- Above all else, if you feel like something is too good to be true or is 'off', check it. It's better not to share something than to spread misinformation.

Fact-checking

Discuss with your child the ways they can check that something is true. Maybe that means they need to find 2 more sources that confirm the information. Or, maybe they need to use fact-checking tools before sharing something.

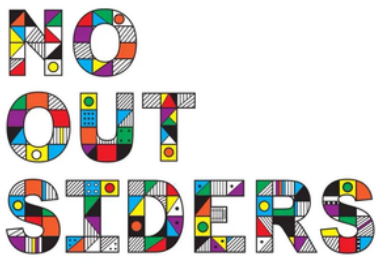
Popular fact-checking tools include:

- [BBC Verify](#)
- [Snopes](#)
- [Full Fact](#)

There are a range of activities on this webpage: [Fake News](#)

What's wrong with this image?
(AI generated)





*There are No Outsiders at Hollybush.
Everyone is welcome in our school.
No one is the same, but everyone is equal.*

In our No Outsiders assemblies we have covered:

Anti-Racism

We have been learning about 'allyship' and how we need to stand up to racism. This is a really important lesson for all of our children. They need to know that racism is not okay.

More information can be found on the premier league website.

<https://www.premierleague.com/footballandcommunity/noroomforracism>

We understand this can be a tricky topic to talk about at home. Please reach out if you would like to be signposted to any resources, or would like some guidance on how to approach these conversations at home.



Poster

We discussed a school in America, where this poster was banned and talked about why? We discussed how we could make sure that everyone was welcome in our school through our environment and our actions.

RECEPTION

We have been learning about different kinds of animals and finding out interesting facts about them. We have been sorting animals into different categories, including what they look like and where they live. We have been hunting for minibeasts around the school grounds and were excited to find many different ones. We can't wait to see some more animals in real life next week on our trip!

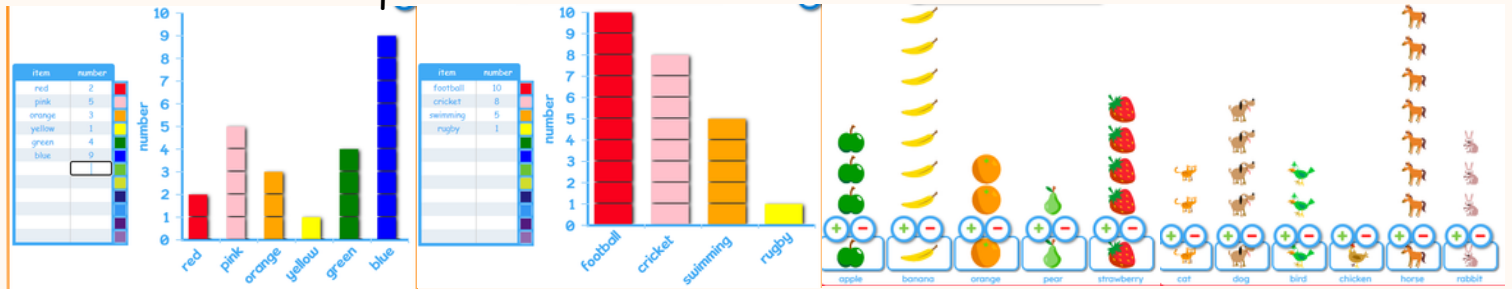


This week we had a visit from Laura, who taught us all about how to stay safe when crossing the road. We learnt the phrase 'Stop, look, listen, think' to help us to remember the things we need to do before we cross the road. We learnt we must always hold an adult's hand when we are near to, or the crossing the road. We had lots of fun exploring different road safety activities, including dressing up as some people we might see when we are out and about.



YEAR 2

This week in Maths we have learning about statistics. The children have create a variety of different tables and graphs. This has included: Tally charts, tables, block diagrams and pictograms. We used the computer program J2data to create different pictograms and block diagrams. We asked our friends questions and them collected the data.




In Art we have finished our painting topic. We have used a variety of techniques to create a fiery landscape with linked to our History topic 'The Great Fire of London'. The children's favourite technique was creating their own print stamp using string. The children really enjoyed seeing their buildings being transferred on to the fire background.



The children have also enjoyed the last two weeks of cricket sessions. Matt the cricket coach has taught us lots of batting techniques and we have enjoyed playing different games. We have worked hard on our team building skills and cheering each other on.



YEAR 4



It always amazes me how much we fit into a week! This week has consisted of 5 '4 from Before', 4 handwriting sessions, 4 spelling lessons, 4 reading comprehension lessons, 4 maths lessons, 4 English lessons, an RE lesson, a no-outsider (PSHE) lesson, a science and a computing lesson, 2 art lessons, 2 music lessons, an Italian lesson, a PE lesson and a swimming lesson. In addition to this we've had assemblies including Thoughtful Thursday, daily story time and of course playtimes. I like to think there's never a dull moment in Year 4! Below are some pictures of the work we've been doing.



In our computing lessons we've been using **Scratch** to develop our understanding of count-controlled and forever loops. In this particular lesson the children were making animations of their names.



We have been using a story called **Varmints** as a stimulus in our English lessons. We were asked to help the Secret Society of Gardeners to plant a variety of seeds!



YEAR 6



Year 6 have produced some absolutely stunning work over the past couple of weeks. You may have thought that after SATS we down tools but that is simply not the case! In English, the children created some amazing newspaper reports based on 'The Last Bear' by Hannah Gold. These reports contained a lot of technical aspects such as formal language, technical vocabulary, passive voice and direct speech but they also carried an important ecological message about the dangers of global warming.

Our art lessons have seen us paint some amazing self portraits based on the work of Mike Barret. These portraits are not just based on observational drawing but also contain many incidental details that reveal aspects of the children's culture and personality. Watch this space for more amazing Year 6 work.

