



Dear Parents and Carers,

As part of our Discover term, Yesterday, Year 2 were immersed into the year 1666 through a virtual workshop called 'History Off the page.' They watched a video presentation that showed them maps of London in 1666, Key landmarks affected by the fire and learnt all about significant historical characters such as Samuel Pepys, King Charles II and Sir Christopher Wren. They were told how they have evidence from the past, including Samuel Pepys diary, paintings and monuments. They learnt about how London changed after the fire. The children then put their restoration skills to the test by undertaking tasks; they made clay candle holders, a sample of woven cloth, a copper plate fire insurance plaque, used a quill and ink to write a thank you letter to King Charles II and finally made a scent bag to cover up the stench of London! A huge thank you to Mrs Lawrence organised this exciting day. At the end of their exciting day, we had to say goodbye to Mrs Lawrence who has been with us since January to cover the space between Mrs Parry moving to Wales and Mrs Christman returning today! We thank Mrs Lawrence for all her hard work and dedication to Hollybush and Year 2 during her short time with us. Today, we welcome back Mrs Christman and after half term Miss Borgeat returns from her exciting adventures!

We are incredibly lucky at Hollybush to have our own ELSA (Emotional Literacy Support Assistant.) Katrina Richardson is a full time ELSA and has worked with so many Hollybush pupils since she qualified. Katrina's role is to support the emotional wellbeing of pupils, she was trained by a team of educational psychologists and has a wealth of experience working with children. Katrina can work with children on:



- Loss and bereavement
- Emotional Literacy
- Self-esteem
- Social Skills
- Friendship issues
- Relationships
- Managing strong feelings
- Anxiety and worries
- Bullying
- Conflict
- Emotional Regulation
- Growth Mindset
- Social and therapeutic stories
- Problem solving

Usually our staff refer children to ELSA support with your consent, however if you feel your child would benefit from ELSA support, please do let your child's class teacher know and we can refer for you.

We continue to do work around anti-racism at Hollybush through our curriculum offer, assemblies and Thoughtful Thursday but also sadly in response to incidents. It is imperative that you support us in our work and speak to your children about anti-racism and how important it is. Racism will not be tolerated at Hollybush or within our community, everybody is and always will be welcome at Hollybush.

Last week we also had the EYFS play and stay, a huge thank you to everyone who came, I hope you enjoyed seeing how happy and settled your children were in their beautiful environment.

Have a great half term, don't forget the inset day on Monday 24th February. See you on Tuesday 25th February.

Mrs Cracknell



SAFE

We move around school in a safe manner. We follow instructions to keep ourselves safe. We keep hands, feet and unkind words to ourselves. We use equipment safely. We stay safe online. We talk to an adult if we feel unsafe.

READY

We wear correct uniform. We arrive at school on time. We have our equipment ready. We show that we are listening and ready to learn.

RESPECT

We listen when others speak and we respect the property of our friends and the school. We have an understanding of others cultures and beliefs. We respect that everyone have a right to learn.

Kindness

Generosity

Excitement

Learning together

Enquiring minds

Courage



Upcoming Events

2024 2025

February

Thursday 13th	Great fire of London workshop - Y2
Monday 17th - Friday 21st	Half term
Monday 24th	Inset day
Thursday 27th	Informal photo day

March

Thursday 6th	World book day
Monday 10th	Balanceability
Wednesday 12th	Balanceability
Monday 17th	Egyptian Workshop - Y3
Monday 17th	Anglo Saxon Workshop - Y5
Friday 21st	World Down Syndrome
Mon 24th - Fri 28th	Big walk and wheel week
Monday 31st	Rock Steady Concert

April

Friday 4th	End of term - Finish at 1:15pm
Tuesday 22nd	Back to school
Tuesday 22nd	St Albans Cathedral visit - Y4

May

Monday 5th	May Day - School closed
Monday 12th	Cricket day
Thursday 22nd	Class photo's
Friday 23rd	Inset day
Monday 26th - Friday 30th	Half term

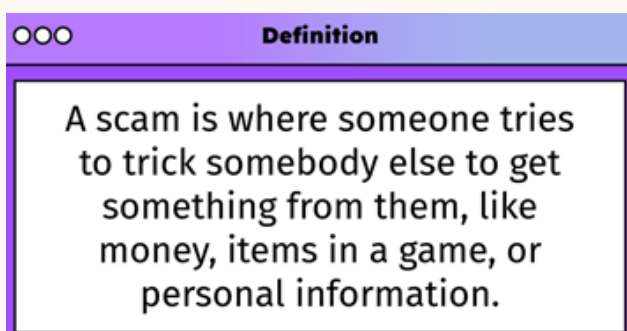


Type of query	Member of staff to contact
Safeguarding/child protection	Mrs Cracknell, Miss Borgeat, Mrs Poole and Mrs Richardson
Any issues relating to your child or another child in the class	Email class teacher to arrange a meeting, sometimes a phase leader may join this meeting
If you do not feel the issue has been resolved or you may need more advice.	<p>Step 1 Phase Leader EYFS-Miss White KS1- Mrs Christman KS2-Mr Chandler</p> <p>Step 2 Acting Deputy Headteacher Grace Borgeat</p> <p>Step 3 Acting Headteacher- Mrs Cracknell</p>
Inclusion/ Special Educational Needs	Mrs Smail
Looked After and Previously Looked After Children	Mrs Cracknell
Payments/Finance	Miss Byrne Mrs Tilbury
Admissions	Miss Byrne
Complaints	Please refer to school complaints policy on the website .



Online Safety

This week at school, we celebrated Safer Internet Day 2025. This year's theme was 'Too good to be true? Protecting yourself and others from scams online.' The children were introduced to a mnemonic that helps them decide whether something is a scam or not. There are also other clues that might indicate something is a scam. For example, spelling mistakes or grammatical errors and the need to respond straight away.



Children in KS2 learnt more about scamming techniques in particular 'phishing'. This is when a scammer 'hooks' in somebody by pretending to be a company or organisation. Often personal information is stolen.

Below you examples of scams that can pop-up when children are playing games.



At school we have taught the children to 'STOP, CLOSE, TELL' if they see something inappropriate online which could include a scam.

Some classes took part in the BBC's live lesson which was excellent. You can click [here](#) to watch it. Year 6 took part in an interactive Scratch quiz where the pupils were digital detectives and explored topics such as strong passwords, spotting scams, and being safe online.

There are two excellent short BBC videos about scams and phishing. You can access them by clicking on the following:

[Scams](#)

[Phishing](#)

There are some other useful resources here linked to Safer Internet Day 2025.

[Safer Internet Day – KS1](#)

[Safer Internet Day – KS2](#)

All the children were reminded that if they feel that they have been or might be experiencing a scam then to talk to a trusted adult that could include a member of staff or family member. Please do talk to your child about scams and reassure them that you are always there to talk to about what happens online.

The children were really positive about what they had learnt on Safer Internet Day. They were asked: 'After Safer Internet Day 2025 do you feel more confident at detecting a scam or someone phishing? Explain your answer?' The comments below clearly show that the Safer Internet Day input had an impact.

- Yes because now I can tell if something is a scam or not
- Yes because at the start I didn't really know anything about scams and phishing but I do it's easier to detect
- Yes because I know what to do when something pops up now
- Yes because I can recognise signs of a scam better
- Yes because it is not your fault if you get scammed
- Yes because I know what to do now if I suspect something is a scam



Families Feeling Safe

Supporting families with Protective Behaviours

ONLINE
starting
27th February
2025

**A 6-week course for Dads and
Male Carers of children
0 -19yrs**



Organization

Thursday evenings
7.00pm—9.00pm
27 February— 4 April 2025

Are you looking for some strategies and new ideas to help improve family life?

This fully funded 6-week course can help you to:

- ☐ Understand how Feelings, Thoughts and Behaviour link together
- ☐ Understand what may be influencing your child's behaviour
- ☐ Respond to a range of feelings e.g. stress, anger, anxiety and worries
- ☐ Improve communication to build better relationships
- ☐ Build on your own and your child's strengths
- ☐ Learn strategies to help you and your family feel safe



Places are for families within Hertfordshire

For eligibility and to book your FREE place please contact:

E-mail: enquiries@familiesfeelingsafe.co.uk

Tel: 07850 518216



Please like us on Facebook for further updates @familiesfeelingsafe



Slow Cooking

ON A BUDGET



Community Alliance
BROXBOURNE & EAST HERTS

Prepare budget-friendly healthy meals with Community Alliance, join us for Slow Cooking on a Budget for **FREE!**

For four weeks, we will show you how to minimise food waste and make the most of your ingredients. **FREE slow cooker is provided.**

Happening on Wednesdays on the dates below:

- 19th February 2025
- 26th February 2025
- 5th March 2025
- 12th March 2025

Morning session: 09:30am - 12:30pm

Afternoon session: 1:00pm - 4:00pm

Location: Skills & Learning Centre

**67 Fore Street, Hertford,
SG14 1AL**

To book email sarah@communityallianceben.org.uk

Please state in your email your dietary requirements and whether you are attending the morning or afternoon session



Is WhatsApp safe for my child?

What is WhatsApp?

WhatsApp is one of the most popular instant messaging apps, used by over 2 billion people in 180 countries. It allows you to send and receive messages, as well as make voice and video calls. You can connect with people individually or join group chats where lots of people can contribute. All you need to set up a WhatsApp account is a phone number.



What age rating is WhatsApp?

The app is rated 13+.

Features of WhatsApp

To connect you with others, WhatsApp checks your phone's address book for other users and automatically suggests these as your WhatsApp contacts. It also updates your WhatsApp contact list whenever your phone contacts sign up to the app. This is an optional feature, and you can switch it off, but this puts limits on the app's functionality.

When you are using WhatsApp, certain information is shared with your contacts:

- Status – this allows you to share updates on your profile in the form of text, photo, video, or GIF that disappears after 24 hours.
- Last seen – this tells your contacts what time you last used the app.
- Online – this tells your contacts if you are currently using the app.
- Read receipts – this allows users to see if the message has been sent, delivered, and read.

Through the privacy settings in the app, you can help your child control who can see this information.

The new 'Communities' feature allows users to connect multiple groups together under one umbrella to organise group conversations on WhatsApp, meaning that thousands of users can join a community. A WhatsApp community, unlike a group, is a collection of related groups under one roof.

WhatsApp makes use of certain features that are focused on the privacy of its users. Some of these key features are:

- End-to-end encryption – this means that only people within the chat can read or listen to what is being sent. WhatsApp cannot view these messages, and they cannot be remotely accessed by police or government, and they can't be seen by hackers. This means that the message privacy is more secure, but also means they can't be monitored for illegal activity.
- Disappearing messages – this is an optional feature that allows you to set messages to disappear 24 hours, 7 days, or 90 days after sending. This setting can be applied to all chats or selected ones. It is important to remember that messages can still be saved, screenshots, or forwarded before they disappear.
- View once – this feature allows you to send photos and videos that disappear from your chat once they've been opened. The image or video that you send cannot be saved, shared, or forwarded and you can see when it has been opened (if you have read receipts turned on). The image or video expires after 14 days if it is not opened.
- Live location – this allows you to share your real-time location for a certain amount of time with other users in an individual chat or group. You can stop sharing at any time but the people you shared it with will still be able to see your last updated location.



Tips to help keep your child safe on WhatsApp

Get to know privacy settings

There are four main settings that you can use to help your child control who can see their information:

1. Everyone – allows all users to see your profile photo, about or status.
2. My contacts – only allows people from your phone contacts to see your profile photo, about, status, last seen and online.
3. My contacts except... – allows you to exclude certain people in your phone contacts from seeing your information.
4. Nobody – doesn't allow anyone to see your information.

The default setting on WhatsApp is 'everyone' but you can help your child to set their privacy controls by clicking the 'settings' cog and selecting 'privacy'. Here you can select each type of information and change it to the setting that you want.

To prevent children being added to groups by people they don't know, we recommend changing the group settings to 'My contacts except' and using the tick icon to select all contacts. This option means only your child's phone contacts, except those you exclude, can add your child to groups. But by selecting all contacts, it means that nobody can add your child to a group chat without first sending them an invitation.

In the same section, you can also switch off 'read receipts', which means other people cannot see when you have read their message. This might help if your child is feeling under pressure to respond to messages.

Make use of safety features

Show your child how to block and report other users of the app or inappropriate content. For information on how to block or report on WhatsApp visit: [How to block and report contacts | WhatsApp Help Center](#).


Talk about sharing

Talk to your child regularly about what they should and shouldn't share with others on WhatsApp. You can read more about this here: [Social media | NSPCC](#)

Remind your child that, even if they think what they are sending will stay private, others might save, forward or screenshot it. Talk to them about making sure others are comfortable with what they are sending and let them know they can come to you if they are worried about something they have shared on the app.

Set rules about location sharing

Decide with your child if it is appropriate for them to share their location with others and who they are allowed to share it with. You can disable location permissions by going into your device settings and switching off location services for WhatsApp.



Nursery News

Nursery have had a very busy half term!

The children really enjoyed finding out about space, they thought about what it might be like in space, and what planets there are. Children hunted for aliens and explored alien treasure! They loved singing 5 little men in a flying saucer and acting it out using puppets.




We tried to answer the question 'Can I have a pet penguin?' We looked at animals from the artic and what it would be like there. We made our own pet penguins as we decided having a real pet penguin would be too stinky! The children really enjoyed exploring ice and what happens to it when it melts.

We took a trip around the big wide world! The children thought about where they lived and what it might be like to live in other parts of the world. They looked at houses across the world and also what breakfast might look like in other countries. They made houses using a variety of shapes to create our own village




Year 1 News



Year 1 has been very busy in science exploring different materials and the properties they have. Through developing our understanding of the properties we have discussed how materials can have different uses. To help secure the children's understanding we have been on a property hunt looking for materials with specific properties and conducted experiments to test absorbency and waterproofness.



Year 3 News



In history, we are studying Ancient Egypt. Year 3 became Egyptian Engineers, they had to create a strong pyramid using paper straws and tape. They had to create, refine and evaluate their work. Miss Drage and Mrs Eley went around each group with a dictionary to see if the pyramid still stood up without any support.

The children enjoyed this history/DT lesson. Firstly, they had to design their pyramid structures before making them. The children then came up with many different ways to create a stable structure and they had great fun!

Well done Year 3!



Clubs

Click on the club name for link to book

Matt's clubs can be booked via the office or by emailing
mattogilviecoaching@aol.com

MONDAY

Rock Steady (during School day)

Reception - Story Club 12 - 12:30 pm - Sign up on Arbor

KS2 - Drama club 12:30 - 1 pm - Sign up on Arbor

TUESDAY

Year 1 - 6 Karate - 7:45 - 8:30 am

Ballet - 12:15 - 12:45 pm - sign up on Arbor - Nursery, Reception and Year 1

Years 1 - 5 Multisports with Matt Ogilvie Coaching 3.15pm - 4.15pm

THURSDAY

Musical theatre - 12:30 - 1 pm - sign up on Arbor - Year 2 - 6

Year 1 - 6 Dance Club 3.15pm - 4.15pm

FRIDAY

Year 4 - 5 Football with Matt Ogilvie Coaching 3.15pm - 4.15pm

Year 1 - 6 East Herts Gymnastics 3.15pm - 4.15pm

Uniform

- All items should be unbranded and without any logo's other than the Hollybush logo.
- Children should bring a suitable coat and a water bottle every day, whatever the weather. We are outside in all weathers!
- Hair longer than shoulder length must be tied up in a hair band in school colours.

Formal uniform

White polo shirt

Grey Trousers
Grey skirt
Grey pinafore
Grey shorts

Bottle green round necked jumper
Bottle green cardigan

Black shoes

White / black or grey socks

Active uniform

Black plain Tshirt
Black logo Tshirt
White plain Tshirt

Tshirts should be round necked not polo shirts

Black jersey tracksuit bottoms
Black jersey shorts
Black cycle shorts
Black skort
Black leggings

Black zip through hoodie
Black hooded jumper

Black plain trainers

Swimming

Swimming hats MUST be worn for swimming lessons.

UNIFORMS MUST NOT BE MIXED AND MATCHED!!

IF YOUR CHILD IS WEARING ACTIVE WEAR IT MUST BE WITH A ROUND NECKED T-SHIRT AND A BLACK HOODIE / ZIP UP

IF YOUR CHILD IS WEARING FORMAL WEAR IT MUST BE WITH A POLO TOP OR SHIRT AND A GREEN JUMPER

Reminders

School starts at 8:45am

Fordwich Rise Gate entrance

The drive gate opens at 8:40 for Nursery, Reception and Year 1. Siblings of children in these year's may also enter through this gate.

Welwyn Road Gate entrance

Children in Year 2 and above

If your child arrives after 8:45am they will need to enter via the Office and will be marked as Late.

HOLIDAYS & MEDICAL APPOINTMENTS

The School will not grant any leave of absence for holidays during term time unless there are exceptional circumstances. Holidays will otherwise be classed as unauthorised absence from school.

Non urgent appointments such as dentist & doctors appointments MUST be made outside of school hours where possible.

Outstanding debts

Please can parents ensure owed balances on meals, wrap around care and nursery session are cleared promptly.

Lunches

Please ensure you select your child's lunch via the Arbor app prior to 8am.

Pre selecting lunches is now compulsory

[Link to lunch menu on website](#)

Please do not park across the driveways of the houses neighbouring the school.

	PE	Swimming	Forest School
MONDAY	YEAR 1 YEAR 5		YEAR 1
TUESDAY	YEAR 1 YEAR 2 YEAR 3 YEAR 5 YEAR 6		
WEDNESDAY			YEAR 2
THURSDAY	YEAR 2 YEAR 4		NURSERY RECEPTION
FRIDAY	NURSERY RECEPTION YEAR 3 YEAR 4 YEAR 6		YEAR 3 YEAR 4

Check out our class pages for information on what your child is learning this Term!
[Link to Class Pages](#)

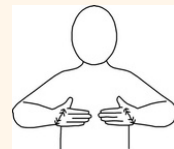
AT OUR SCHOOL WE FOLLOW HOLLYBUSH RULES

SAFE



We move around school in a safe manner. We follow instructions to keep ourselves safe. We keep hands, feet and unkind words to ourselves. We use equipment safely. We stay safe online. We talk to an adult if we feel unsafe.

READY



We wear correct uniform. We arrive at school on time. We have our equipment ready. We show that we are listening and ready to learn.

RESPECT



We listen when others speak and we respect the property of our friends and the school. We have an understanding of others cultures and beliefs. We respect that everyone have a right to learn.

WE ARE LEARNING

THE HOLLYBUSH WAY



THE HOLLYBUSH WAY



Lovely Lining Up

We face forwards
We keep our hands to ourselves
We line up silently

Magical Manners

We say please and thank you
We say 'good morning'
We hold doors open for people
We knock before entering rooms
We say 'excuse me' before speaking to a grown up

Super Sitting

We sit calmly and sensibly
We keep our hands to ourselves
We face the adult
We use our magnet eyes (if we can)
We use our eager ears for listening to our adult

Wonderful Walking

We walk quietly
We walk sensibly
We face the direction we are walking in
We keep our hands to ourselves

Delightful Dinners

We use our Magical Manners
We use our Lovely lining up
We use our Wonderful walking
We use our Super sitting
We talk quietly with our friends

Peaceful Playtimes

We use our Wonderful walking to and from the classroom
We use our Magical Manners
We remember our school values